

CF 51

Heat Meter Calculator

Key features

- ▶ Modular Design
- ▶ Plug and Play Communication options boards
- ▶ Bonus calculator
- ▶ Max. demand manager
- ▶ 2 wire

The CF 51 is a new calculator issued from the new Actaris CF Heat Meter Family and represents a technology step forward in the heat energy metering.

Easy to handle, this calculator will turn your investment into benefits.

Applications

Heating, Cooling and Combined, return and supply positioning.

Standards Compliance

- Class 2.0 acc. EN 1434
- Env. Class C acc. EN 1434
- PTB approved

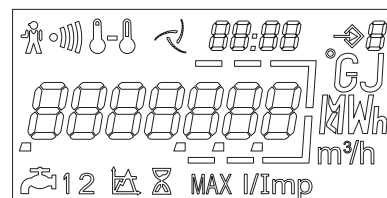
Benefits

- Simple to use,
- Easy reading,
- Upgrade with option boards.

Multifunctional Display

The multifunctional display facilitates easy reading, providing fast and clear access to the most important billing data. The display enables the diagnosis of failures alarms from a single glance.

The LCD has a long life time and through a push button you get easily access to each level of data.



▶ Loop 1

Billing Data

- Energy
- **Cooling energy***
- Volume
- LCD test
- **External water meter 1/2***

* *Optional*

▶ Loop 2

Additional Information

- Flow rate
- Power
- Supply temperature
- Return temperature
- Temperature difference
- Operating time
- **Power peak date + time***
- **Flow peak date + time***
- **Temperature peak date + time***
- **Instantaneous bonus***
- **Cumulative bonus***
- Time in alarm
- Temperature alarm
- Flow alarm
- Overflow alarm
- Power supply alarm
- M-Bus primary address
- M-Bus secondary address
- M-Bus baud rate
- **Pulse value water meter 1/2***

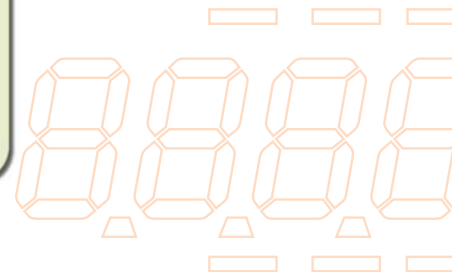
* *Optional*

▶ Loop 3

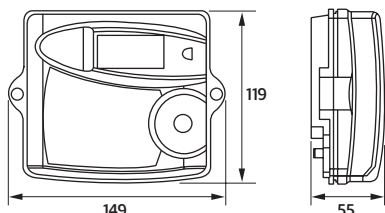
Fixed Date Reading

- Fixed date energy 1...13
- Fixed date cooling energy 1...13
- Fixed date volume 1...13
- **Fixed date water meter 1/2 1...13***
- Software version

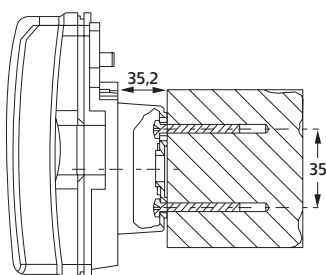
* *Optional*



Dimensions



► Wall mounting



Option Boards

The CF 51 is pre-equipped for communication. Different option boards can be plugged simply to the meter and start working automatically.

The following option boards are available:

- Board 1: **M-Bus + E/V Repetition**
- Board 2: **M-Bus + 2 external Water meters**
- Board 3: **Modem + 2 external Water meters**
- Board 4: **LON + 2 external Water meters**
- Board 5: **RF + 2 external Water meters**
- Board 6: **RS232 + 2 external Water meters**

Technical Characteristics

CF 51 Energy Calculator

Metrology exceeds	PTB, DRIRE, OIML, EN 1434
Temperature range	0 ... 180 °C
Temperature difference	3 ... 160 °C (2K optional)
Temperature sensors	Pt100 or Pt500, 2 wires
Display	LCD - 7 digits
Back-up memory	EEPROM
Power supply (optional)	6 or 12 year Lithium battery - 230 V main power supply
Protection class	IP64
Environmental class	Class C acc. EN 1434
Ambient temperature	5 ... 55 °C
Pulse value (programmable)	1 / 2.5 / 10 / 25 / 100 / 250 / 1000 L
Optical interface	acc. to EN 60870-5

Option Boards Characteristics

► M-Bus

Standard reference	EN 1434-3
Baud rate	300 to 9600 baud
Data in standard mode	Energy, Volume, Flow, Temperatures (supply, return, difference), Time in error, Operation time, Date and time, Volume of water meters 1&2, Firmware version



► Pulse inputs for water meters

Pulse value (independent per input)	1 / 2.5 / 10 / 25 / 100 / 250 / 1000 L/imp
Pulse detection	Contact closed $R \leq 500 \Omega$ Contact opened $R \geq 100 \text{ k}\Omega$ Maximum frequency: 2Hz

► Energy and Volume Pulse output

Pulse value	Repetition of display Energy from 1KWh to 1MWh Volume from 10 L to 1 m ³
-------------	---

For more information, please contact your local agency.



Actaris

9, rue Ampère

71031 Mâcon cedex - France

For more information, see www.actaris.com

tel +33 3 85 29 39 00

fax +33 3 85 29 38 58